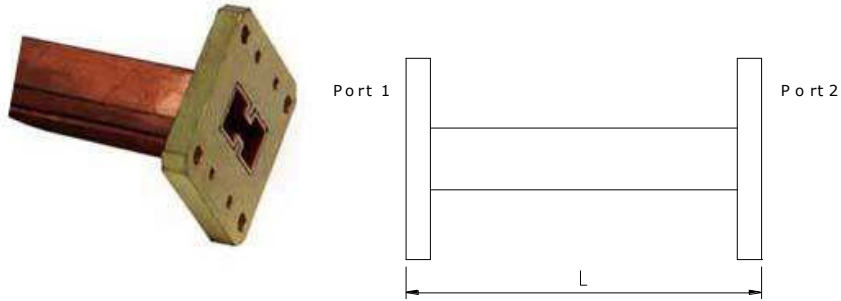




# Waveguide Double Ridge

## Straight Waveguide



P/N	Frequency Range (GHz)	Waveguide	VSWR	Length (mm)
200DRSTW-300	2.0-4.8	WRD200D24	1.15	300
250DRSTW-300	2.6-7.8	WRD250D30	1.15	300
350DRSTW-200	3.5-8.2	WRD350D24	1.15	200
475DRSTW-200	4.75-11.0	WRD475D24	1.15	200
580DRSTW-100	5.8-16.0	WRD580D28	1.15	100
650DRSTW-100	6.5-18.0	WRD650D28	1.15	100
750DRSTW-100	7.5-18.0	WRD750D24	1.15	100
180DRSTW-100	18.0-40.0	WRD180C24	1.15	100

Customized Available

## Bend Waveguide



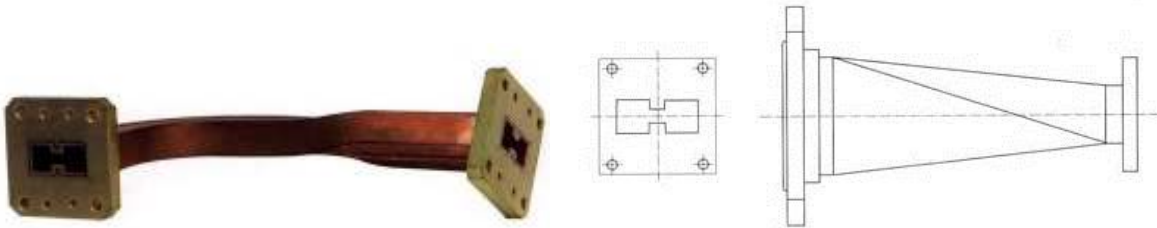
P/N	Frequency Range (GHz)	Waveguide	Length A, B, (mm)	Bend Radius R (mm)
200DRBW-A-B-R	2.0-4.8	WRD200D24	Customized	Customized
250DRBW-A-B-R	2.6-7.8	WRD250D30	Customized	Customized
350DRBW-A-B-R	3.5-8.2	WRD350D24	Customized	Customized
475DRBW-A-B-R	4.75-11.0	WRD475D24	Customized	Customized
580DRBW-A-B-R	5.8-16.0	WRD580D28	Customized	Customized
650DRBW-A-B-R	6.5-18.0	WRD650D28	Customized	Customized
750DRBW-A-B-R	7.5-18.0	WRD750D24	Customized	Customized

Bend 45° - 180° Available.



## Waveguide Double Ridge

### Twist Waveguide



P/N	Frequency Range (GHz)	Waveguide	Length (mm)
200DRTW-350	2.0-4.8	WRD200D24	350
250DRTW-350	2.6-7.8	WRD250D30	350
350DRTW-300	3.5-8.2	WRD350D24	300
475DRTW-250	4.75-11.0	WRD475D24	250
580DRTW-250	5.8-16.0	WRD580D28	250
650DRTW-150	6.5-18.0	WRD650D28	150
750DRTW-150	7.5-18.0	WRD750D24	150

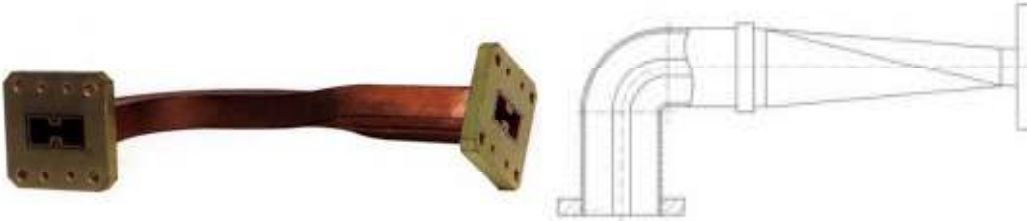
Twist 45° - 90° Available.



## Waveguide Double Ridge

---

### Bend and Twist Waveguide



P/N	Frequency Range (GHz)	Waveguide	Bend Size A,B,R (mm)	Twist Size Twist, L (deg, mm)
650DRBTW-B-T-L	6.5-18.0	WRD650D28	Customized	Customized
750DRBTW-B-T-L	7.5-18.0	WRD750D24	Customized	Customized

Specification may change without notice