



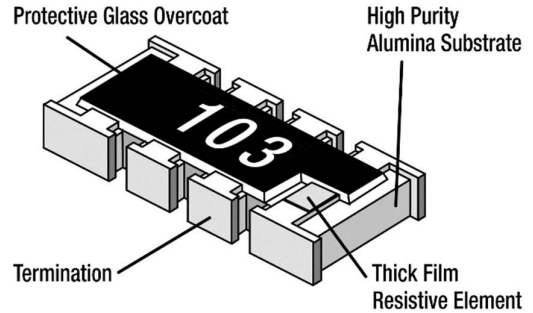
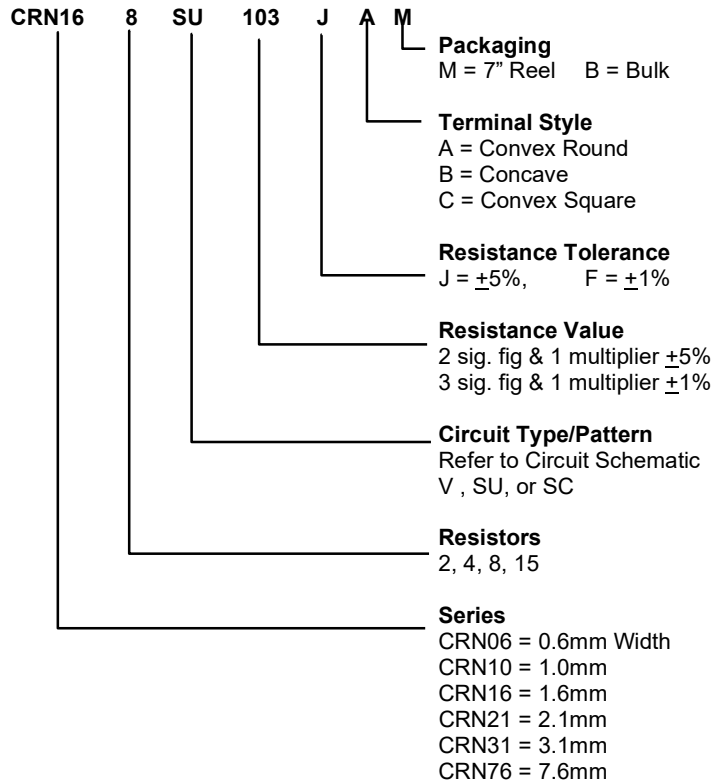
American Accurate Components, Inc.

196 Technology Dr. Ste E, Irvine, CA 92618, U.S.A

Tel: +1 949-453-9888 | Email: sales@aacix.com | Website: www.aacix.com

Resistor Arrays and Networks

HOW TO ORDER



FEATURES

- Single Component reduces board space and component count
- Resistance Tolerances of $\pm 5\%$, $\pm 2\%$, and $\pm 1\%$
- Convex and Concave Termination
- Isolated and Bussed Circuitry
- Flow Solderable
- Sn Termination
- RoHs Compliance 2011/65/EU

ELECTRICAL SPECIFICATIONS SMALL/STANDARD SIZE

Series	Resistor/Pin		Circuit	Termination	Resistance (ohm)	Tolerance	Power Rating*	Voltage		Operating Temperature
								Working	Overload	
CRN06-2V	2	4	Isolated	C	10- 1M	$\pm 5\%$	0.031W	25V	50V	-55°C ~ +125°C
CRN10-2V	2	4	Isolated	C	10- 1M	$\pm 5\%$	0.063W	25V	50V	-55°C ~ +125°C
CRN10-4V	4	8	Isolated	B, C	10- 1M	$\pm 1\%$, $\pm 5\%$	0.063W	25V	50V	-55°C ~ +125°C
CRN16-2V	2	4	Isolated	B, C	0, 10- 1M	$\pm 5\%$	0.063W	50V	100V	-55°C ~ +125°C
CRN16-4V	4	8	Isolated	A, B, C	0, 10- 1M	$\pm 1\%$, $\pm 2\%$, $\pm 5\%$	0.063W	50V	100V	-55°C ~ +125°C
CRN16-8V	8	16	Isolated	C	0, 10- 1M	$\pm 1\%$, $\pm 5\%$	0.031W	25V	50V	-55°C ~ +125°C
CRN16-8SU	8	10	Bussed	C	0, 10- 1M	$\pm 5\%$	0.031W	25V	50V	-55°C ~ +125°C
CRN21-8SC	8	10	Bussed	B	0, 10- 1M	$\pm 5\%$	0.063W	25V	50V	-55°C ~ +125°C
CRN31-4V	4	8	Isolated	A, B, C	0, 10- 1M	$\pm 1\%$, $\pm 2\%$, $\pm 5\%$	0.125W	50V	100V	-55°C ~ +125°C
CRN31-8SU	8	10	Bussed	B, C	0, 10- 1M	$\pm 1\%$, $\pm 2\%$, $\pm 5\%$	0.063W	50V	100V	-55°C ~ +125°C
CRN31-8V	8	16	Isolated	A	0, 10- 1M	$\pm 5\%$	0.063W	50V	100V	-55°C ~ +125°C
CRN31-15SU	15	16	Bussed	A	0, 10- 1M	$\pm 5\%$	0.063W	50V	100V	-55°C ~ +125°C
CRN76-8V	8	16	Isolated	A	0, 10- 1M	$\pm 5\%$	0.125W	50V	100V	-55°C ~ +125°C
CRN76-15SU	15	16	Bussed	A	0, 10- 1M	$\pm 5\%$	0.063W	50V	100V	-55°C ~ +125°C

* Power rating is @ 70°C



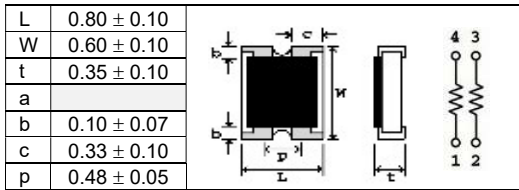
American Accurate Components, Inc.

196 Technology Dr. Ste E, Irvine, CA 92618, U.S.A

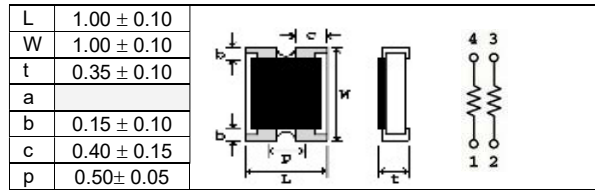
Tel: +1 949-453-9888 | Email: sales@aacix.com | Website: www.aacix.com

Dimensions & Schematics

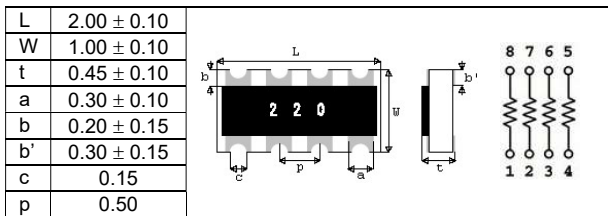
CRN06-2V Convex-Square



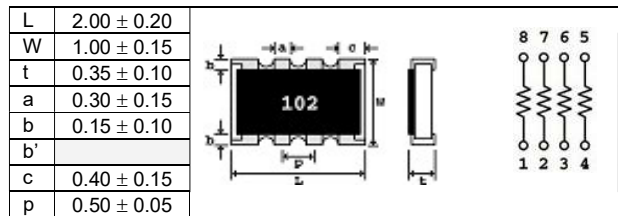
CRN10-2V Convex-Square



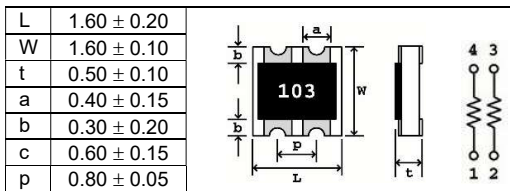
CRN10-4V Concave



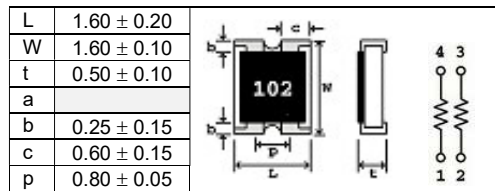
CRN10-4V Convex-Square



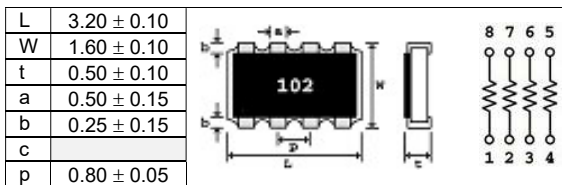
CRN16-2V Concave



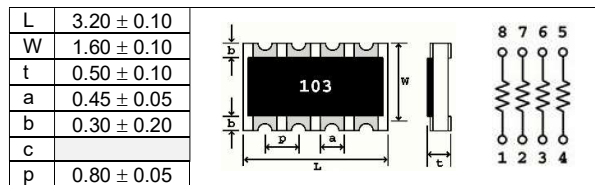
CRN16-2V Convex-Square



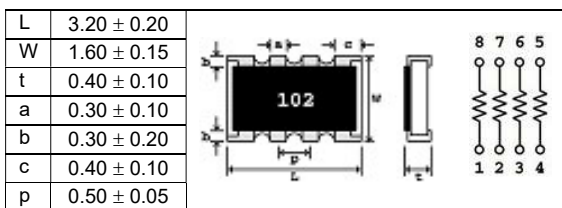
CRN16-4V Convex-Round



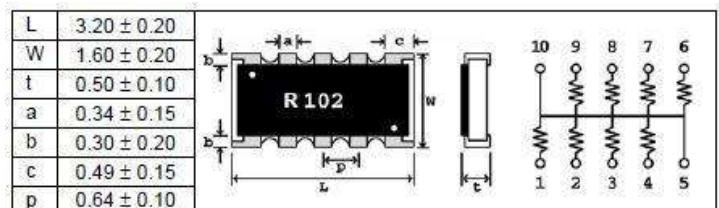
CRN16-4V Concave



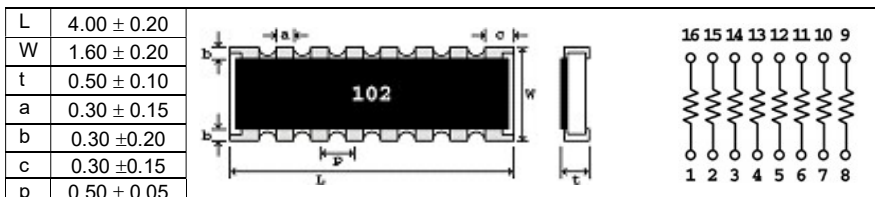
CRN16-4V Convex-Square



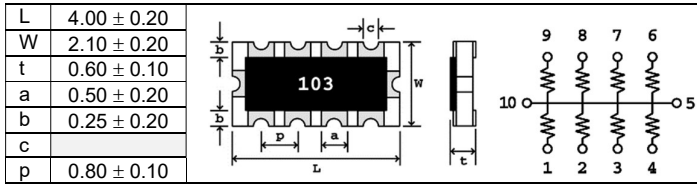
CRN16-8SU Convex-Square



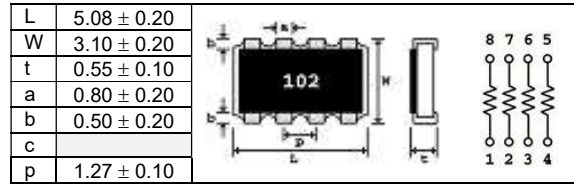
CRNG16-8V Convex-Square



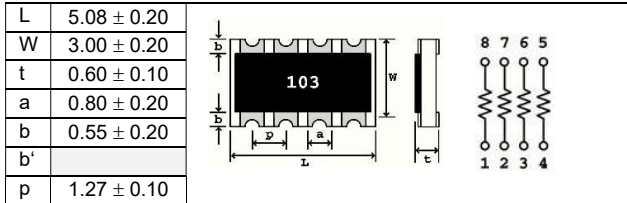
CRN21-8SC Concave



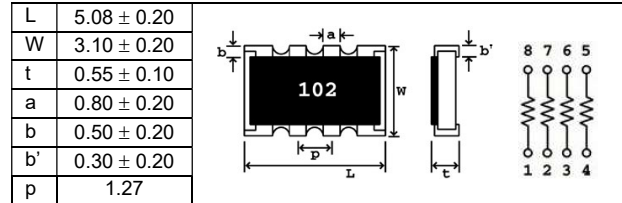
CRN31-4V Convex-Round



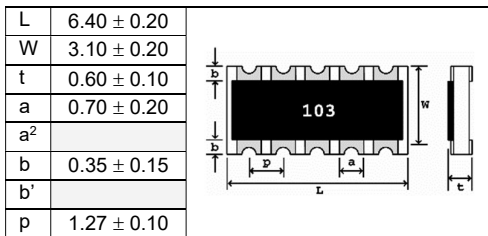
CRN31-4V Concave



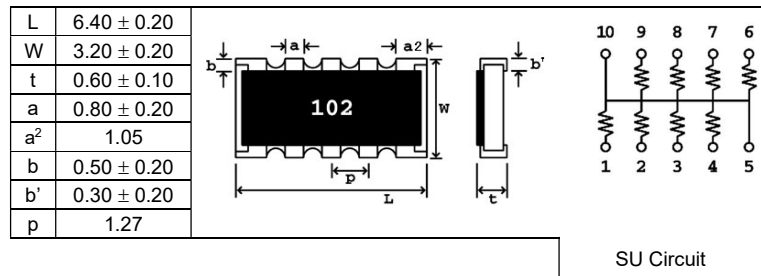
CRN31-4V Convex-Square



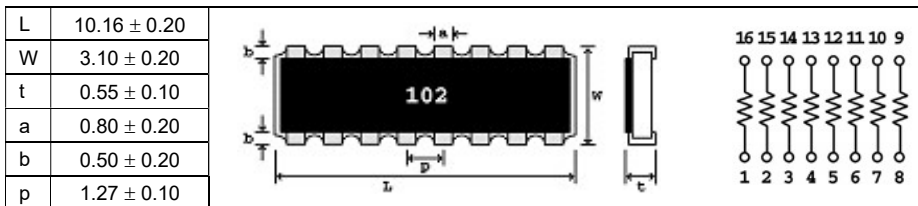
CRN31-8SL/SU Concave



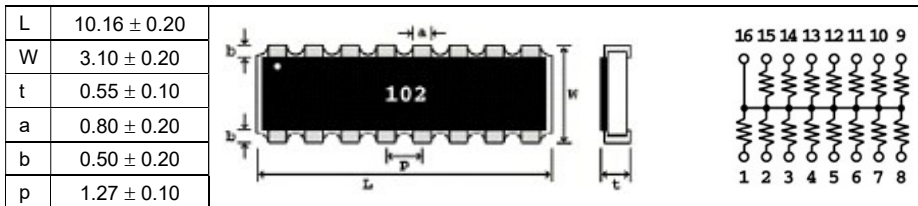
CRN31-8SU Convex-Square



CRN31-8V Convex-Round

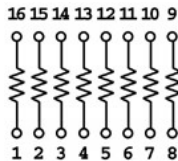
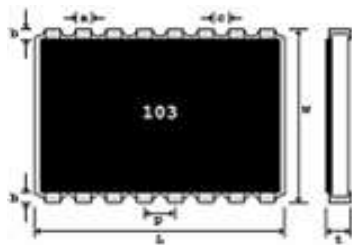


CRNG31-15SU Convex-Round



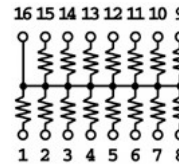
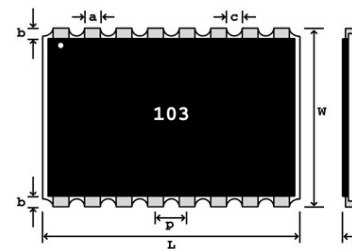
CRN76-8V Convex-Round

L	10.16 ± 0.20
W	7.62 ± 0.20
t	0.70 ± 0.20
a	0.80 ± 0.20
b	0.80 ± 0.20
c	
p	1.27 ± 0.10



CRN76-15SU Convex-Round

L	10.16 ± 0.20
W	7.62 ± 0.20
t	0.70 ± 0.20
a	0.80 ± 0.20
b	0.80 ± 0.20
c	
p	1.27 ± 0.10

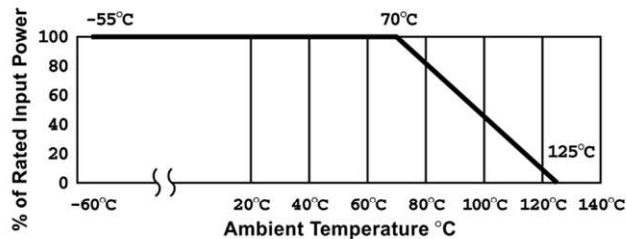


ELECTRICAL CHARACTERISTICS

Test Item	Conditions of Test	Test Results
Life/Endurance Test	EIA 575, π 3.14 1000 hours at 70°C, 1.5 hours "on", 0.5 hours "off"	± 1.5%
Shot Time Overload	EIA 575, π 3.6 Short time overload	± 0.5%
Thermal Shock	EIA 575, π 3.5	± 0.5%
Moisture Resistance	EIA 575, π 3.10	± 1.0%
Resistance to Soldering Heat	EIA 575, π 3.8 10 seconds at 260°C solder bath temperature	± 2.0%
High Temperature Exposure	EIA 575, π 3.7	± 1.0%
Low Temperature Operations	EIA 575, π 3.6	± 0.5%
Solderability & Leaching	EIA 575, π 3.12	95% Coverage

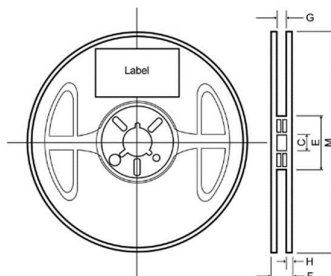
DERATING CURVE

The resistor shall have a power rating based on continuous full-load operation at an ambient temperature of 70°C, the load shall be derated in accordance with the figure below.



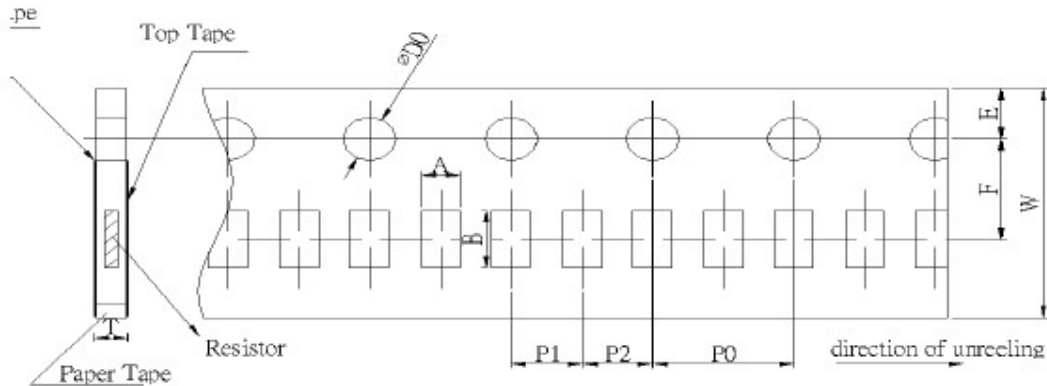
REEL DRAWINGS & DIMENSIONS (mm)

7" Reel (M)	
M	180 ± 0.3
H	1.20
C	13.0 ± 0.2
G	9.0 ± 0.3
E	56 ± 1.0
F	11.4 ± 1.0

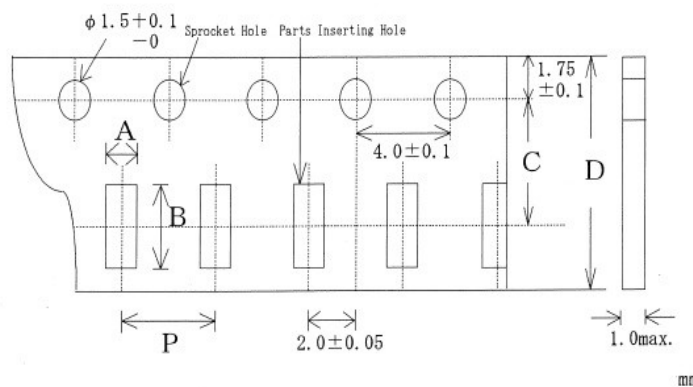


TAPE DIMENSION

Type	A	B	W	F	E	P ₁	P ₂	P ₀	ØD ₀	T
CRN10-2	1.2±0.15	1.2±0.1	8.0±0.2	3.5±0.05	1.75±0.1	2.0±0.01	2.0±0.05	4.0±0.1	1.5 ₀ ^{+0.1}	0.45±0.1
CRN10-4		2.2±0.2								0.64±0.1



Type	A	B	C	D	P
CRN31-15SU-103JAM	3.6±0.1	10.6±0.1	7.5±0.1	16.0±0.1	8.0±0.1



PACKAGING SPECIFICATION

Size	Tape	7" Reel Quantity
CRN06-2V	Paper Tape	10,000
CRN10-2V	Paper Tape	10,000
CRN10-4V	Paper Tape	10,000
CRN16-2V	Paper Tape	5,000
CRN16-4V	Paper Tape	5,000
CRN16-8V	Paper Tape	4,000
CRN16-8SU	Paper Tape	5,000
CRN21-8SC	Plastic Tape	4,000
CRN31-4V	Plastic Tape	4,000
CRN31-8SL	Plastic Tape	4,000
CRN31-8SU	Plastic Tape	4,000
CRN31-8V	Plastic Tape	2,000
CRN31-15SU	Plastic Tape	2,000
CRN76-8V	Plastic Tape	1,000
CRN76-15SU	Plastic Tape	1,000

LABEL DESCRIPTION

An identification label is on one side surface of a reel, marked with the following items of information.

1. Chip Resistor Array or Network
2. Part Number
3. Quantity
4. Lot Number *
5. Manufacturer's name

* The suffix "L" on the lot number indicates that this item is lead free. As of September 2004, all new production items of the series CRN are no longer containing tin/lead (SnPb) terminals; they are lead free and in compliance with Lead Free/RoHS.

The content of this specification may change without notification 05/15/2015