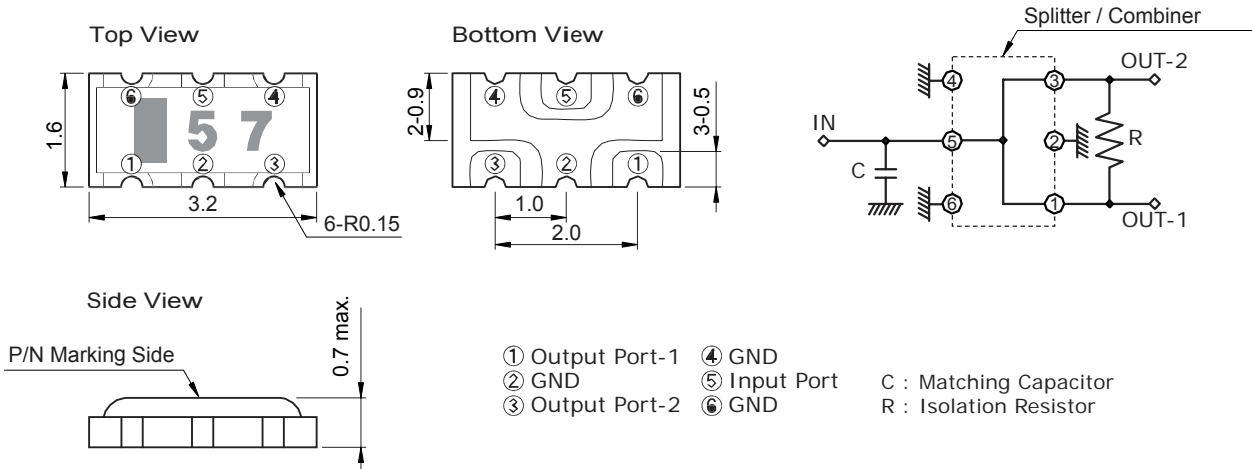


## Dimensions and Schematics

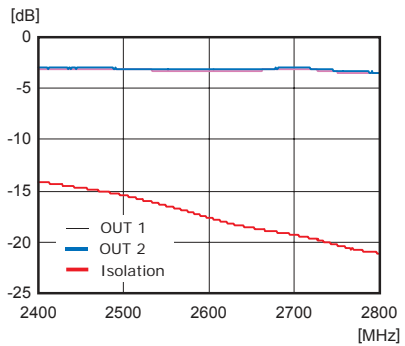
Unit : mm

CSP3157-2600-G

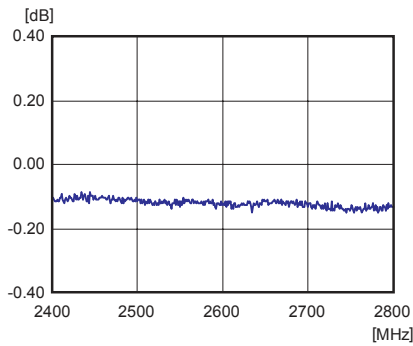


## Typical Performance

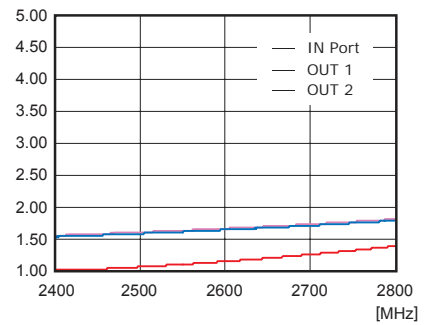
### Transmission



### Power Balance



### VSWR

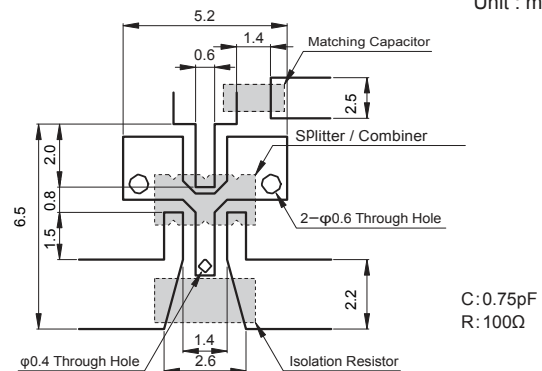


## Order Information

Style No.	CSP3157-2600-G
Frequency Range	2500 ~ 2700 MHz
Insertion Loss	4.0 dB max.
Power Balance	0.2 dB max.
Isolation	13 dB min.
VSWR Input	1.5 max.
VSWR Output	2.0 max.
Max. Input Power	1.0 W
Working Temp. Range	-30 ~ +85 C

## Recommendable Footprint

Unit : mm



\*Uses a 50Ω microstrip line for width of input and output port.