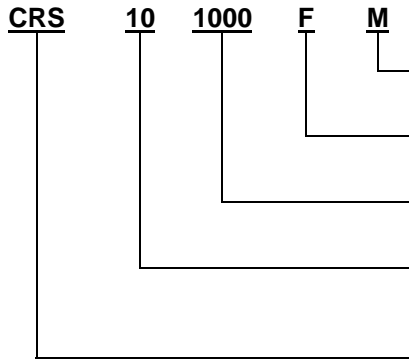


CRS/CJS Series SMD Resistors

Custom solutions are available.

HOW TO ORDER




Packaging
M = 7" Reel B = Bulk

Tolerance (%)
J = ± 5 G = ± 2 F = ± 1 D = ± 0.5

EIA Resistance Value
Standard Decade Values

Size
16 = 0603 18 = 1206
10 = 0805 14 = 1210

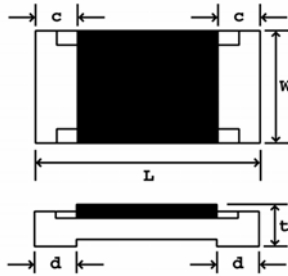
Series
CJS = Jumper CRS = Resistor



FEATURES

- Gold (Au) Terminations prevents sulfuration in a sulfur containing environment
- Ideal solder attachment and improved conductivity
- High Stability Thick Film Resistor
- Operating temperature $-55^{\circ}\text{C} \sim +125^{\circ}\text{C}$
- Tolerances as tight as $\pm 0.5\%$
- TCR to $\pm 200\text{ppm}$

SCHEMATIC

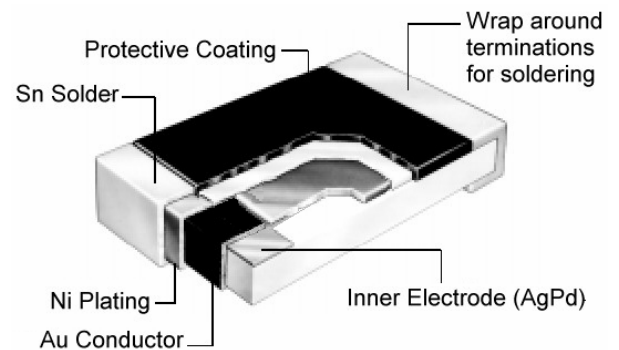


DIMENSIONS (mm)

Size	L	W	t	c	d
0402	1.00 ± 0.005	0.50 ± 0.05	0.35 ± 0.05	0.20 ± 0.10	$0.25 \pm 0.05, 0.10$
0603	1.60 ± 0.15	0.80 ± 0.15	0.45 ± 0.10	0.30 ± 0.20	0.30 ± 0.20
0805	2.00 ± 0.20	1.25 ± 0.10	0.50 ± 0.10	0.40 ± 0.20	0.40 ± 0.20
1206	$3.20^{+0.015-0.20}$	$1.60^{+0.05-0.15}$	0.60 ± 0.10	0.50 ± 0.25	0.50 ± 0.30
1210	3.20 ± 0.10	$2.50^{+0.20-0.10}$	0.60 ± 0.10	0.50 ± 0.20	0.50 ± 0.20
2010	5.00 ± 0.20	2.50 ± 0.15	0.60 ± 0.10	0.60 ± 0.20	0.50 ± 0.30
2512	6.30 ± 0.20	3.20 ± 0.20	0.60 ± 0.10	0.70 ± 0.20	0.70 ± 0.20

CONSTRUCTION

Substrate	96% Alumina	
Resistive Element	RuO ₂	
Protective Coating	Boric/Silicate Acid Lead Glass	
Terminal	Upper Inner Layer	Au
	Side/Bottom Layer	AgPd
	Middle Layer	Ni
	Outer Layer	Sn



Size	0402	0603	0805	1206	1210	2010	2512
Power Rating (EIA 575)	0.063W	0.1W	0.10W	0.125W	0.25W	0.75W	1w
Max Working Voltage*	50V	50V	150V	200V	200V	200V	200V
Max Overload Voltage	100V	100V	300V	400V	400V	400V	400V
Tolerance (%)	$\pm 0.5, \pm 1, \pm 2$ ± 5	$\pm 0.5, \pm 1, \pm 2$ ± 5	$\pm 0.5, \pm 1, \pm 2$ ± 5	$\pm 0.5, \pm 1, \pm 2$ ± 5	$\pm 0.5, \pm 1, \pm 2$ ± 5	$\pm 0.5, \pm 1, \pm 2$ ± 5	$\pm 0.5, \pm 1, \pm 2$ ± 5
EIA Values	E-96, E-24	E-96, E-24	E-96, E-24	E-96, E-24	E-96, E-24	E-96, E-24	E-96, E-24
Resistance	$10 \sim 1 \text{ M}\Omega$	$10 \sim 1 \text{ M}\Omega$	$10 \sim 1 \text{ M}\Omega$	$10 \sim 1 \text{ M}\Omega$	$10 \sim 1 \text{ M}\Omega$	$10 \sim 1 \text{ M}\Omega$	$10 \sim 1 \text{ M}\Omega$
TCR (ppm/ $^{\circ}\text{C}$)	± 200	± 200	± 200	± 200	± 200	± 200	± 200
Operating Temp.	$-55^{\circ}\text{C} \sim +125^{\circ}\text{C}$	$-55^{\circ}\text{C} \sim +125^{\circ}\text{C}$	$-55^{\circ}\text{C} \sim +125^{\circ}\text{C}$	$-55^{\circ}\text{C} \sim +125^{\circ}\text{C}$	$-55^{\circ}\text{C} \sim +125^{\circ}\text{C}$	$-55^{\circ}\text{C} \sim +125^{\circ}\text{C}$	$-55^{\circ}\text{C} \sim +125^{\circ}\text{C}$

* Rated Voltage: $\sqrt{P \times R}$